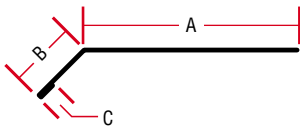
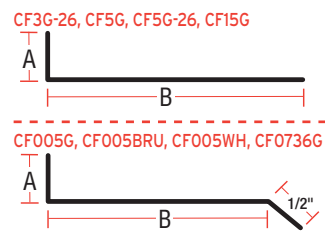


SADDLE STOCK 10 foot lengths. Pack Quantity: 10 Pieces. 26 Gauge painted available.

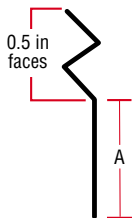

A x B	28 Ga. Galv.	26 Ga. Galv.	28 Ga. Black	28 Ga. Brown
4 in. x 14 in.	SS414G	SS414G-26	-	-
5 in. x 13 in.	-	-	SS513BL	SS513BRW
6 in. x 14 in.	SS614G	SS614G-26	-	-

ROOF STARTER: 28 GAUGE 10 foot lengths. Pack Quantity: 10 Pieces


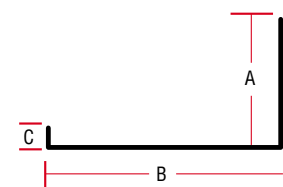
Size: A x B x C	Ga.	Galv.	Black	Dk. Brown	Grey	White
3.25 in. x 1 in. x 0.25 in.	28	RSG	RSBL	RSBRW	RSGR	RSWH
3.25 in. x 1 in. x 0.25 in.	26	RSG-26	RSBL-26	RSBRW-26	RSGR-26	RSWH-26

COUNTER FLASHING 10 foot lengths. Pack Quantity: 10 Pieces. 26 Gauge painted available.


Dimensions (A x B)	28 Ga. Galv.	26 Ga. Galv.	28 Ga. Brown	28 Ga. White
0.5 in. x 3.5 in.	-	CF3G-26	-	-
0.5 in. x 4 in.	CF005G	-	CF005BRU	CF005WH
0.5 in. x 5 in.	CF5G	CF5G-26	-	-
0.5 in. x 6.5 in.	CF0736G - 3 ft.	-	-	-
1 in. x 5 in.	CF15G	-	-	-

TUCKER FLASHING 10 foot lengths. Pack Quantity: 10 Pieces


4 inch: 28 Gauge	4 inch: 26 Gauge	6 inch: 26 Gauge
TUCKER-G	TUCKER-4-26	TUCKER-6-26

TILE PAN 10 foot lengths. Pack Quantity: 10 Pieces


Also available with a 45° "C"

Size: A x B x C	28 Ga. Galvanized	26 Ga. Galvanized
3.5 in. x 5 in. x 0.5 in.	-	TP9G-26
3 in. x 4 in. x 1 in.	-	TP341G-26
3.5 in. x 4 in. x 0.5 in.	TP8G	TP8G-26
3.5 in. x 6 in. x 0.5 in.	TP10G	TP10G-26
3.5 in. x 8 in. x 0.5 in.	TP12G	-
4 in. x 6 in. x 1 in.	-	TP461G-26
4 in. x 6 in. x 1 in. *with hump	-	TP10G-1V-26
4 in. x 7 in. x 1 in.	-	TP471G-26
4.5 in. x 8 in. x 0.5 in.	-	TP12G-26
5 in. x 6 in. x 1 in. * 45° Q-Tile Rise	TP561G	-