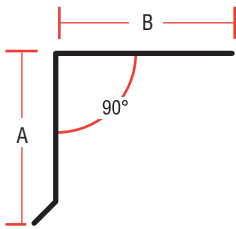


ROOF EDGE: 28 GAUGE: 90° DRIP EDGE 10 foot lengths. Pack Quantity: 10 Pieces

A x B	Galvanized	Bond.	Black	Bronze	Brown	Dk. Brown	Royal Brn	Charcoal	Copper 16 oz	F. Green	Gray	Red	Tan	White
1 in. x 1.5 in.	RE115G	-	-	-	-	-	-	-	-	-	-	-	-	-
1 in. x 2 in.	RE12G	RE12B	-	-	RE12BR	-	RE12BRU	RE12CH	-	-	RE12CGR	-	-	RE12WH
1 in. x 3 in.	RE13G	-	-	-	-	-	-	-	-	-	-	-	-	-
1 in. x 4 in.	RE14G	-	-	-	-	-	-	-	-	-	-	-	-	-
1.5 in. x 1.5 in.	RE15G	RE15B	RE15BL	-	RE15BR	RE15BRW	RE15BRU	RE15CH	-	-	RE15CGR	RE15RD	-	RE15WH
1.5 in. x 2 in.	RE152G	-	-	-	RE152BR	-	-	RE152CH	RE152CPR	-	-	-	-	RE152WH
1.5 in. x 3 in.	RE153G	-	-	-	RE153BR	-	-	-	-	-	-	-	-	RE153WH
2 in. x 2 in.	RE22G	RE22B	RE22BL	RE22BZ	RE22BR	RE22BRW	RE22BRU	RE22CH	RE22CPR	RE22FG	RE22CGR	RE22RD	RE22TN	RE22WH
2 in. x 3 in.	RE23G	RE23B	-	-	RE23BR	RE23BRW	RE23BRU	RE23CH	-	-	-	-	-	RE23WH
2 in. x 4 in.	RE24G	-	-	-	RE24BR	-	-	RE24CH	-	RE24FG	RE24CGR	-	RE24TN	RE24WH
2 in. x 6 in.	RE26G	-	-	-	-	-	-	-	-	-	-	-	-	-
2 in. x 8 in.	RE28G	-	-	-	-	-	-	-	-	-	-	-	-	-
2 in. x 10 in.	RE210G	-	-	-	-	-	-	-	-	-	-	-	-	-
3 in. x 3 in.	RE33G	-	-	-	RE33BR	RE33BRW	-	RE33CH	-	-	-	-	-	RE33WH
3 in. x 9 in.	RE39G	-	-	-	-	-	-	-	-	-	-	-	-	-
4 in. x 4 in.	RE44G	-	-	-	RE44BR	-	-	RE44CH	-	-	-	-	-	RE44WH
4 in. x 6 in.	RE46G	-	-	-	-	-	-	-	-	-	-	-	-	-
6 in. x 6 in.	RE66G	-	-	-	-	-	-	-	-	-	-	-	-	-

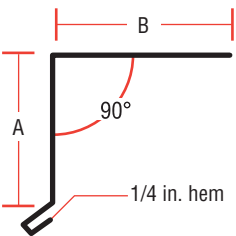
ROOF EDGE: 26 GAUGE: 90° DRIP EDGE 10 foot lengths. Pack Quantity: 10 Pieces

Size: A x B	Galvanized	Bonderized	Brown	Royal Brown	Charcoal	Gray	Red	White
1 in. x 2 in.	RE12G-26	-	RE12BR-26	RE12BRU-26	RE12CH-26	RE12CGR-26	-	RE12WH-26
1 in. x 8 in.	RE18G-26	-	-	-	-	-	-	-
1.5 in. x 1.5 in.	RE15G-26	-	RE15BR-26	RE15BRU-26	RE15CH-26	RE15CGR-26	RE15RD-26	RE15WH-26
1.5 in. x 2 in.	RE152G-26	-	RE152BR-26	-	RE152CH-26	-	-	RE152WH-26
1.5 in. x 2.5 in.	RE1525G-26	-	-	-	-	-	-	-
1.5 in. x 3 in.	RE153G-26	-	-	-	-	-	-	-
2 in. x 2 in.	RE22G-26	RE22B-26	RE22BR-26	RE22BRU-26	RE22CH-26	RE22CGR-26	-	RE22WH-26
2 in. x 4 in.	RE24G-26	RE24B-26	RE24BR-26	RE24BRU-26	RE24CH-26	RE24CGR-26	-	RE24WH-26
2 in. x 6 in.	RE26G-26	-	RE26BR-26	-	-	-	-	RE26WH-26
2 in. x 8 in.	RE28G-26	-	RE28BR-26	-	RE28CH-26	-	-	RE28WH-26
2 in. x 10 in.	RE210G-26	-	-	-	-	-	-	-
2 in. x 12 in.	RE212G-26	-	-	-	-	-	-	-
3 in. x 3 in.	RE33G-26	-	RE33BR-26	-	RE33CH-26	-	-	RE33WH-26
3 in. x 8 in.	RE38G-26	-	-	-	-	-	-	-
4 in. x 4 in.	RE44GAL-26	-	RE44BR-26	-	RE44CH-26	-	-	-



HEMMED ROOF EDGE: 28 GAUGE: 90° DRIP EDGE 10 foot lengths. Pack Quantity: 10 Pieces

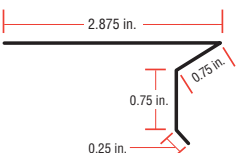
Size: A x B	Galv.	Black	Royal Brn	Beige	Bronze	Charcoal	Clay	Copper 16 oz	Grey	Green	Sand	Tan	White
1.25 in. x 2.75 in.	RE90G	RE90BL	RE90BRU	RE90BE	RE90BZ	RE90CH	RE90CL	RE90CP	RE90GR	RE90GRN	RE90SND	RE90TN	RE90WH
1.5 in. x 2.5 in.	REL90G	REL90BL	REL90BRU	-	-	-	-	-	-	-	-	-	REL90WH



STYLE "D" ROOF EDGE: 28 GAUGE 10 foot lengths. Pack Quantity: 25 Pieces. 26 Gauge available.

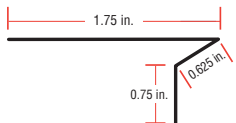
Galvanized	Black	Brown	Royal Brown	Dark Brn.	Charcoal	Grey	White
SDG	SDBL	SDBR	SDBRU	SDBRW	SDCH	SDGR	SDWH

Wide-faced with stiffening ribs available: CO, WY, UT



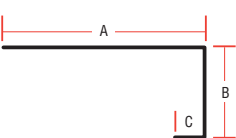
T METAL: 26 GAUGE 10 foot lengths. Pack Quantity: 10 Pieces. 26 Gauge available.

Black	Dark Brown					
TMETBL-26	TMETBRW-26	-	-	-	-	-



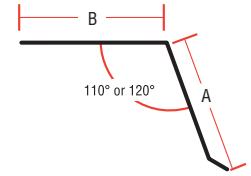
3-WAY ROOF EDGE: 28 GAUGE 10 foot lengths. Pack Quantity: 10 Pieces

Size: A x B x C	Galvanized	Bonderized	Brown	Charcoal	White
2.125 in. x 1.5 in. x 0.375 in.	-	-	3W415BR	-	3W415WH
2.5 in. x 1.125 in. x 0.375 in.	3W4G	3W4B	3W4BR	3W4CH	3W4WH



ROOF EDGE: 28 GAUGE: OPEN ANGLE DRIP EDGE 10 foot lengths. Pack Quantity: 10 Pieces

Size: A x B	Galvanized		Brown		Roy. Brn	Charcoal	Gray		White	
	110°	120°	110°	120°	120°	120°	110°	120°	110°	120°
1.5 in. x 3 in.	DE153G	-	-	DE153BR-120	-	DE153CH-110	-	-	-	-
2 in. x 2 in.	-	DE22G-120	-	DE22BR-120	DE22BRU-120	-	DE22CGR	DE22CH-120	-	DE22WH-120
2 in. x 3 in.	-	DE23G-120	-	-	DE23BRU-120	-	-	-	-	DE23WH-120-30
2 in. x 4 in.	DE24G	DE24G-120	DE24BR	DE24BR-120	DE24BRU-120	DE24CH-120	-	DE24CGR-120	DE24WH	DE24WH-120
2 in. x 8 in.	-	DE28G-120	-	-	-	-	-	-	-	-

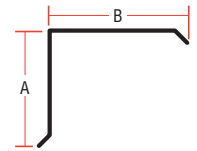


ROOF EDGE: 26 GAUGE: OPEN ANGLE DRIP EDGE 10 foot lengths. Pack Quantity: 10 Pieces

Size: A x B	Galvanized		Zincalume	Brown	Roy. Brn	Charcoal		Gray		White		
	110°	120°	110°	110°	120°	110°	120°	110°	120°	110°	120°	
2 in. x 2 in.	-	DE22G-120-26	-	-	DE22BRU-120-26	-	-	-	DE22CGR-26	DE22CGR-120-26	-	DE22WH-120-26
2 in. x 3 in.	DE23G-26	-	DE23Z-26	-	-	-	-	-	-	-	-	-
2 in. x 4 in.	DE24G-26	DE24G-120-26	-	DE24BR-26	DE24BRU-120-26	DE24CH-26	DE24CH-120-26	-	-	DE24CGR-120-26	DE24WH-26	DE24WH-120-26
2 in. x 6 in.	DE26G-26	-	-	DE26BR-26	-	DE26CH-26	-	-	-	-	DE26WH-26	-
2 in. x 8 in.	DE28G-26	DE28G-120-26	-	DE28BR-26	-	-	-	-	-	-	DE28WH-26	-
3 in. x 4 in.	DE34G-26	-	-	-	-	-	-	-	-	-	-	-

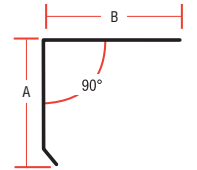
FASCIA CAP: 28 GAUGE 10 foot lengths. Pack Quantity: 10 Pieces

Size: A x B	Dark Brown	White	-	-
2 in. x 2 in.	FC2BRW	FC2WH	-	-



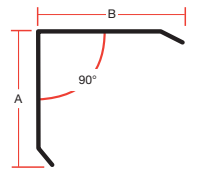
ROOF EDGE: GRIP EDGE 10 foot lengths. Pack Quantity: 10 Pieces

Size: A x B	28 Ga. Galvanized	26 Ga. Galvanized	28 Ga. Brown	28 Ga. Charcoal	28 Ga. White
1 in. x 2 in.	GE12G	GE12GAL-26	-	-	-
1.5 in. x 1.5 in.	GE15G	GE15G-26	GE15BR	GE15CH	GE15WH
2 in. x 2 in.	GE22G	GE22G-26	GE22BR	GE22CH	GE22WH
2 in. x 3 in.	GE23G	GE23GAL-26	GE23BR	GE23CH	GE23WH
2 in. x 4 in.	GE24G	GE24GAL-26	-	-	-
3 in. x 3 in.	GE33G	GE33GAL-26	GE33BR	GE33CH	GE33WH
4 in. x 4 in.	GE44G	-	-	-	-



ROOF EDGE: DOUBLE GRIP EDGE 10 foot lengths. Pack Quantity: 10 Pieces. Painted 26 Gauge available.

Size: A x B	28 Ga. Galvanized	26 Ga. Galvanized	28 Ga. Brown	28 Ga. Charcoal	28 Ga. White
1 in. x 1.5 in.	DGE115G	DGE115GAL-26	DGE115BR	DGE115CH	DGE115WH
1.5 in. x 1.5 in.	-	-	-	-	DGE15WH
1 in. x 2 in.	DGE12G	DGE12GAL-26	DGE12BR	DGE12CH	DGE12WH
2 in. x 2 in.	DGE22G	DGE22GAL-26	DGE22BR	DGE22CH	DGE22WH
2 in. x 3 in.	DGE23G	DGE23GAL-26	DGE23BR	DGE23CH	DGE23WH

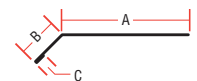


PLASTIC ROOF EDGE Pack Quantity: 100 pcs., 10 ft. lengths

Description	CMI Part #	-	-	-
1 7/8 in. Plastic Roof Edge	PSRE-1.875-10	-	-	-

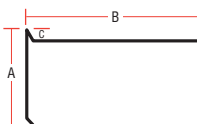
ROOF STARTER 10 foot lengths. Pack Quantity: 10 Pieces.

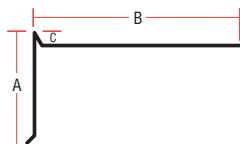
Size: A x B x C	Gauge	Galvanized	Black	Dark Brown	Gray	Royal Brown	White
3.25 in. x 1 in. x 0.25 in.	28	RSG	RSBL	RSBRW	RSCGR	-	RSWH
3.25 in. x 1 in. x 0.25 in.	26	RSG-26	RSBL-26	RSBRW-26	RSCGR-26	-	RSWH-26
4.25 in. x 1 in. x 0.25 in.	28	-	RS4.25BL	-	-	RS4.25BRU	RS4.25WH



GRIP EDGE CAP SHEET FLASHING 10 foot lengths. Pack Quantity: 10 Pieces.

Size: A x B x C	28 Ga. Galvanized	26 Ga. Galvanized	-	-	-
2 in. x 4 in. x 0.125 in.	GECS2418G	GECS2418G-26	-	-	-
3 in. x 3 in. x 0.25 in.	GECS33G	-	-	-	-

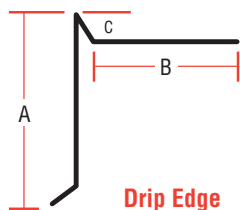


**CAP SHEET FLASHING: 28 GAUGE** 10 foot lengths. Pack Quantity: 10 Pieces.

Size: A x B x C	Galvanized	Brown	Charcoal	White	-
2 in. x 2 in. x 0.125 in.	CS2218G	CS2218BR	-	CS2218WH	-
2 in. x 4 in. x 0.125 in.	CS2418G	CS2418BR	CS2418CH	CS2418WH	-
2 in. x 4 in. x 0.25 in.	CS24G	CS24BR	CS24CH	CS24WH	-
3 in. x 3 in. x 0.125 in.	CS3318G	CS3318BR	-	CS3318WH	-
3 in. x 3 in. x 0.25 in.	CS33G	CS33BR	CS33CH	CS33WH	-
3 in. x 4 in. x 0.125 in.	-	CS3418BR	CS3418CH	-	-
3 in. x 4 in. x 0.25 in.	CS34G	-	-	-	-
4 in. x 4 in. x 0.125 in.	CS4418G	-	-	-	-

CAP SHEET FLASHING: 26 GAUGE 10 foot lengths. Pack Quantity: 10 Pieces.

Size: A x B x C	Bonderized	Galvanized	Brown	Charcoal	White
2 in. x 2 in. x 0.125 in.	-	CS2218G-26	-	-	-
2 in. x 4 in. x 0.125 in.	CS2418B-26	CS2418G-26	CS2418BR-26	CS2418CH-26	CS2418WH-26
2 in. x 4 in. x 0.25 in.	-	CS24G-26	CS24BR-26	CS24CH-26	CS24WH-26
3 in. x 3 in. x 0.125 in.	CS3318B-26	CS3318G-26	CS3318BR-26	CS3318CH-26	CS3318WH-26
3 in. x 3 in. x 0.25 in.	-	CS33G-26	CS33BR-26	CS33CH-26	CS33WH-26
3 in. x 4 in. x 0.125 in.	-	CS3418G-26	-	-	CS3418WH-26
3 in. x 4 in. x 0.25 in.	-	CS34G-26	-	-	-
4 in. x 4 in. x 0.125 in.	-	CS4418G-26	-	-	-
4 in. x 4 in. x 0.25 in.	-	CS44G-26	-	-	-

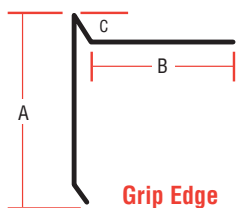
GRAVEL STOP: 28 GAUGE: DRIP EDGE 10 foot lengths. Pack Quantity: 10 Pieces.

Drip Edge

Size: A x B x C	Bonderized	Galvanized	Brown	Charcoal	White
2 in. x 2 in. x 0.5 in.	-	GS22G	-	-	-
2 in. x 4 in. x 0.5 in.	GS24B	GS24G	GS24BR	GS24CH	GS24WH
3 in. x 3 in. x 0.5 in.	-	GS33G	GS33BR	GS33CH	GS33WH
3 in. x 3 in. x 0.75 in.	-	GS33G-FHA	GS33BR-FHA	-	GS33WH-FHA
3 in. x 4 in. x 0.5 in.	-	GS34G	GS34BR	-	-
3 in. x 4 in. x 0.75 in.	-	GS34G-FHA	-	-	-
4 in. x 4 in. x 0.5 in.	GS44B	GS44G	-	-	-

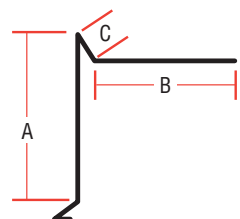
GRAVEL STOP: 26 GAUGE: DRIP EDGE 10 foot lengths. Pack Quantity: 10 Pieces.

Size: A x B x C	Bonderized	Galvanized	Brown	Charcoal	White
2 in. x 2 in. x 0.5 in.	-	GS22G-26	-	-	-
2 in. x 4 in. x 0.5 in.	GS24B-26	GS24G-26	GS24BR-26	GS24CH-26	GS24WH-26
3 in. x 3 in. x 0.5 in.	-	GS33G-26	GS33BR-26	-	GS33WH-26
3 in. x 4 in. x 0.5 in.	GS34B-26	GS34G-26	GS34BR-26	-	-
3 in. x 4 in. x 0.75 in.	-	-	GS34BR-FHA-26	-	-
4 in. x 4 in. x 0.5 in.	GS44B-26	GS44G-26	-	-	GS44WH-26

GRAVEL STOP: GRIP EDGE 10 foot lengths. Pack Quantity: 10 Pieces.

Grip Edge

Size: A x B x C	28 Ga. Galvanized	26 Ga. Galvanized	-	-	-
2 in. x 2 in. x 0.5 in.	GEGS22G	GEGS22GAL-26	-	-	-
2 in. x 3 in. x 0.5 in.	GEGS23G	GEGS23GAL-26	-	-	-
2 in. x 4 in. x 0.5 in.	GEGS24G	GEGS24GAL-26	-	-	-
3 in. x 3 in. x 0.5 in.	GEGS33G	GEGS33GAL-26	-	-	-
4 in. x 4 in. x 0.5 in.	GEGS44G	GEGS44GAL-26	-	-	-

UTAH GRAVEL STOP: 28 GAUGE: DRIP EDGE 10 foot lengths. Pack Quantity: 10 Pieces.

Size: A x B x C	Description	CMI Part #		
2.75 in. x 2.875 in. x 0.5 in.	Low Rise Gravel Stop - Galvanized	LRGSG		
2.75 in. x 2.5 in. x 0.25 in.	Modified Gravel Stop - Galvanized	MDGSG		
2.75 in. x 2.375 in. x 0.75 in.	High Rise Gravel Stop - Galvanized	HRGSG		