



FACE ON VENT Custom sizes are not available on this product

Size: A x B	N.F.V.	Rough Opening	Material	Mill	Brown	White	QTY
16 in. x 4 in.	28 sq. in.	15 in. x 3 in.	Aluminum	FOV164M	FOV164BR	FOV164WH	36
16 in. x 4 in.	24 sq. in.	15 in. x 3 in.	Galvanized Steel	FOV164G	-	-	12
16 in. x 6 in.	42 sq. in.	15 in. x 5 in.	Aluminum	FOV166M	FOV166BR	FOV166WH	36
16 in. x 6 in.	40 sq. in.	15 in. x 5 in.	Galvanized Steel	FOV166G	-	-	12
16 in. x 8 in.	56 sq. in.	15 in. x 7 in.	Aluminum	FOV168M	FOV168BR	FOV168WH	36
16 in. x 8 in.	50 sq. in.	15 in. x 7 in.	Galvanized Steel	FOV168G	-	-	12



FIXED FOUNDATION VENT Custom sizes are not available on this product

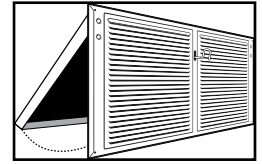
Size: A x B	Galvanized	Bonderized	QTY.	N.F.V.	-	-
14 in. x 6 in. - 1/4 in. Mesh	FV146G	FV146B	25	51 sq. in.	-	-
14 in. x 6 in. - 1/8 in. Mesh	FV146-1/8G	-	25	34 sq. in.	-	-



Stucco Ready

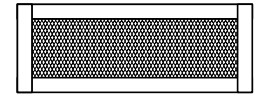
ADJUSTABLE FOUNDATION VENT Custom sizes are not available on this product

Size: A x B	N.F.V.	Rough Opening	Galvanized	Brown	QTY.	-
16 in. x 4 in.	51 sq. in.	15 in. x 3 in.	-	VD416BR	50	-
16 in. x 4 in.	24 sq. in.	15 in. x 3 in.	VD416G	-	12	-
16 in. x 6 in.	77 sq. in.	15 in. x 5 in.	-	VD616BR	50	-
16 in. x 6 in.	40 sq. in.	15 in. x 5 in.	VD616G	-	12	-
16 in. x 8 in.	102 sq. in.	15 in. x 7 in.	-	VD816BR	50	-
16 in. x 8 in.	50 sq. in.	15 in. x 7 in.	VD816G	-	12	-
16 in. x 8 in.	102 sq. in.	15 in. x 7 in.	CLWI	-	12-	-



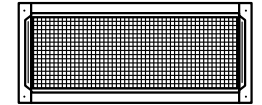
SCREEN VENT Galvanized steel vent for surface mount. Pack Quantity: 25

Size: A x B	CMI Part #	N.F.V.	Rough Opening	QTY.
16 in. x 4 in.	SCV164	27.2 Sq. In.	14.5 in. x 2.5 in.	25
16 in. x 6 in.	SCV166	48.9 Sq. In.	14.5 in. x 4.5 in.	25
16 in. x 8 in.	SCV168	70.7 Sq. In.	14.5 in. x 6.5 in.	25



TWO WAY VENT Galvanized steel vent, reversible nailing flange for plaster or surface mount.

Size: A x B	CMI Part #	N.F.V.	Rough Opening	QTY.
14 in. x 4 in.	TW144	33 Sq. In.	13.75 in. x 3.25 in.	30
14 in. x 6 in.	TW146	52 Sq. In.	13.75 in. x 5.25 in.	24
14 in. x 8 in.	TW148	71 Sq. In.	13.75 in. x 7.25 in.	16



DECORATIVE PLASTIC VENT INSERTS

Description	CMI Part #	Overall Dimensions	QTY.	-
Plastic Floral Insert	PIV614	1 in. x 5 in. x 13.5 in.	100	Fits standard 14 in. x 6 in. vent opening
Two-Way Vent with Insert	TWPIV	24.25 in. x 5 in.	24	



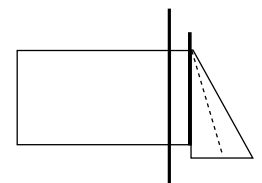
MINI LOUVERS Aluminum. Individually bar coded.

Size	Mill	N.F.V.	QTY.	White	N.F.V.	QTY.
2 inch diameter	ML2	0.47 sq. in.	100	ML2WH	0.803	20
3 inch diameter	ML3	1.34 sq. in.	50	ML3WH	1.74	10
4 inch diameter	ML4	2.88 sq. in.	20	ML4WH	3.5	5



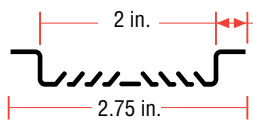
DRYER VENT/SIDEWALL CAP Galvanized Steel

Description	CMI Part #	QTY.
4 inch Dryer Vent	DV4	14
4 inch Sidewall Cap	SWC4G-PG3	1
7 inch Sidewall Cap	SWC7G-7	1



DRYER VENT (DV4) is designed for use where dryer exhaust terminates through a side wall. Galvanized steel, one-piece construction includes stem and damper. Nailing flange designed for plaster or surface mount.
SIDEWALL CAP (SWC) has no stem. 28 Gauge galvanized steel.

CONTINUOUS EAVE VENT Aluminum. 0.375 in. flange



Size	Mill	Brown	White	N.F.V. per Piece	QTY.	-
2 in. x 8 ft.	CEV8M	CEV8BR	CEV8WH	72 sq. in.	50	-

EAVE VENT Galvanized Steel.



Picture Shows
Stucco Flange version

Size	CMI Part #	N.F.V.	Rough Opening	Gross Size	QTY.	Flange
14 in. x 5 in.	EV145	44 sq. in.	14.25 in. x 5.75 in.	14.5 in. x 5.5 in.	25	Stucco Flange
14 in. x 6 in.	EV614	44 sq. in.	14.25 in. x 5.75 in.	14.5 in. x 5.5 in.	25	Straight Flange
22 in. x 3 in.	EV223	39 sq. in.	22.375 in. x 3.75 in.	22.125 in. x 3.5 in.	25	Stucco Flange
22 in. x 6 in.	EV622	71 sq. in.	22.25 in. x 5.75 in.	22 in. x 5.5 in.	25	Straight Flange
22 in. x 7 in.	EV722	102 sq. in.	22.25 in. x 7.75 in.	22 in. x 7.5 in.	25	Straight Flange
22 in. x 3.5 in.	EVL223-PX	40 sq. in.	22.75 in. x 3.75 in.	22.5 in. x 3.5 in.	1	Straight Flange
22.5 in. x 3.5 in.	EV223-PX	40 sq. in.	22.75 in. x 3.75 in.	22.5 in. x 3.5 in.	1	Stucco Flange
22.5 in. x 3.5 in.	EV223-LV	40 sq. in.	22.75 in. x 3.75 in.	22.5 in. x 3.5 in.	1	Plaster Ground

VINYL SOFFIT VENT Vinyl. 140 sq. in. net free vent area per 10 foot length.



Size	Depth	N.F.V.	CMI Part #	QTY.	-	-
3 in. x 10 ft.	3/8 inch	14 sq. in./ft.	PSSV38-10	25	-	-
3 in. x 10 ft.	1/2 inch	14 sq. in./ft.	PSSV12-10	13	-	-

SOFFIT VENT Galvanized Steel. Nailing flange for stucco or surface mount.



Size	CMI Part #	N.F.V.	Rough Opening	Gross Size	QTY.	-
14 in. x 5 in.	SV145	65 sq. in.	14.5 in. x 5.5 in.	16.25 in. x 7 in.	26	-
22 in. x 3 in.	SV223	60 sq. in.	22.5 in. x 3.25 in.	24.25 in. x 5 in.	9	-

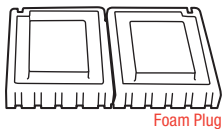
KWIKMESH™ 1/8th inch Galvanized Utility Screen



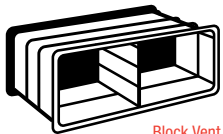
Size	CMI Part #	QTY.	-
4 in. x 25 ft.	KM425	6 rolls	-
6 in. x 25 ft.	KM625	6 rolls	-
8 in. x 25 ft.	KM825	3 rolls	-
10 in. x 20 ft.	KM1020	3 rolls	-
12 in. x 20 ft.	KM1220	3 rolls	-

- Repair Soffit & Foundation Vents
- Create New Ventilation
- Control Rodents & Insects
- Protect Tree Trunks
- Replacement Screen

FOUNDATION BLOCK VENTS & WINTER PLUGS

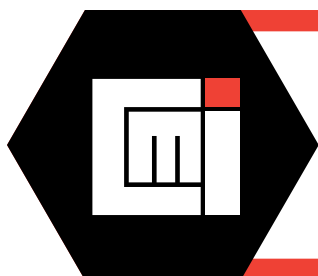


Foam Plug



Block Vent

Description	CMI Part #	QTY.	-
6 in. x 7 in. x 16 in. - with damper door	DVB6	20	-
8 in. x 7 in. x 16 in. - with damper door	DVB8	15	-
Vent Air Foam Plugs (pair)	DVBP	40	-
Lawrence Small Foam Plugs (pair)	DVBPSM	45	-
Norwesco Large Foam Plugs (pair)	DVBPXL	36	-



+500 VENTS

IN-STOCK: ROOFTOP, SIDEWALL, UNDER-EAVE, & FOUNDATION